





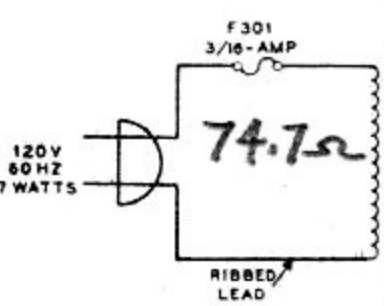
**SCHEMATIC OF THE
HEATHKIT®
DIGITAL
TIME-CALENDAR CLOCK
MODEL GC-1092D**

NOTES:

1. COMPONENT NUMBERS ARE IN THE FOLLOWING GROUPS:

100-199 PARTS MOUNTED ON THE DISPLAY CIRCUIT BOARD.
200-299 PARTS MOUNTED ON THE MAIN CIRCUIT BOARD.
300-399 PARTS MOUNTED ON THE CHASSIS.
2. ALL RESISTOR VALUES ARE IN OHMS: K=1,000; M=1,000,000.
3. ALL RESISTORS ARE 1/2 WATT, 10% CARBON COMPOSITION UNLESS OTHERWISE INDICATED.
4. ALL CAPACITOR VALUES ARE IN μ F UNLESS MARKED OTHERWISE.
5.  THIS SYMBOL INDICATES CIRCUIT GROUND.
6.  THIS SYMBOL INDICATES A LETTERED CIRCUIT BOARD CONNECTION.
7.  THIS SYMBOL INDICATES A DC VOLTAGE MEASURED WITH A HIGH IMPEDANCE VOLTMETER FROM THE POINT INDICATED TO GROUND. VOLTAGES MAY VARY $\pm 10\%$.
8. ★ THIS SYMBOL INDICATES A METAL FILM, 1% RESISTOR.
9. ** THIS VOLTAGE IS 11.5 VOLTS DURING BATTERY OPERATION.
10. ALL THE SWITCH FRAMES ARE GROUNDED.
11.  WIRING OPTION: USE N FOR NICKEL-CADMIUM BATTERIES, AND C FOR ALL OTHER BATTERIES..
12. ALL BOTTOM SWITCHES SHOWN IN NORMAL (TOWARD FRONT) POSITION; BACK PANEL SWITCHES SHOWN IN DOWN POSITION.

225-0-225 V. DC



3/4 x 3/4
26M22
1 x 1

